


Lead Free Add-A-Valve®

Replace or repair a defective valve or pipe, hot tap a line or isolate an area without shutting off service.



The Add-A-Valve® works by literally cutting through copper tubing with a hardened steel stem cutter and expanding a Viton® seal across the cut to stop the flow.


No Pipe Freezing!
No Bulky Nitrogen Tanks!
No Shut Downs!

The Add-A-Valve® can be installed on hot (220°F/104°C) or cold water, H₂O Glycol Systems, under pressure, from 0 to 250 PSI/17 bar Max., on type M, L & K, copper tube. Available in sizes 1/2" - 2" and also available in regular brass.




This is a basic step-by-step installation for sizes 1/2" - 1".


Jomar requires the installer to watch the video and read the instructions for proper installation.




Clean Pipe



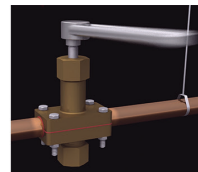
Apply Sealant




Merge Halves



Test for Leaks



Ratchet Stem
Cutter



Stop Flow



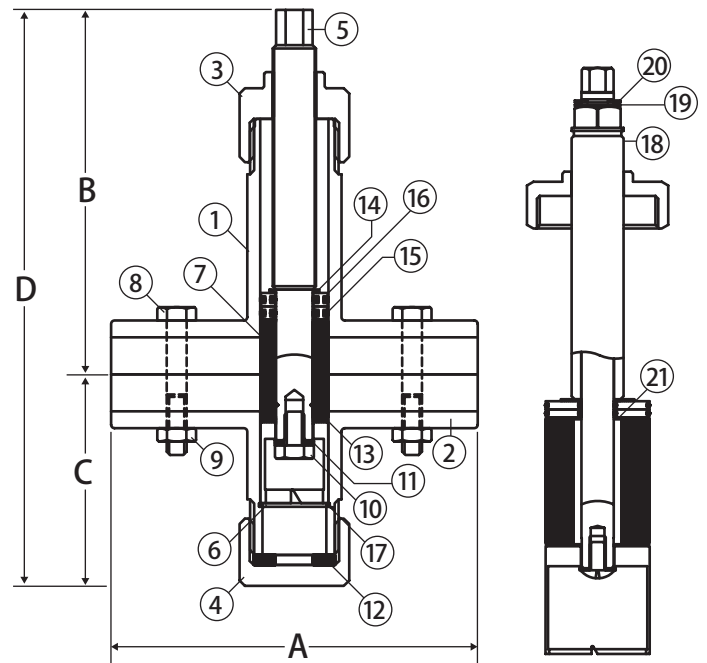
JOMARVALVE.COM

Lead Free Add-A-Valve®

Emergency Shut Off Device



Lead Free Add-A-Valve



Description

Emergency shut off device for copper tubing eliminates shutdowns. Allows replacement of defective valve or installation of new valve on hot or cold water in 30 minutes or less* without shutting off water. Valve may be replaced or installed on potable hot or cold water, H₂O glycol systems, under pressure, on type M, L & K and copper tube.

*Times may vary depending on working conditions

Features

- Eliminates facility shutdowns
- Bottom cleanout cap serves as full port line tap
- Lead free sweat ball valve included in package
- Loc-Tite® gasket sealant included
- U.S. and Canadian patent no. 5,316,037
- Wetted surfaces contain less than .25% lead content

Approvals

- IAPMO Certified
 - NSF 372
- Buy American Act Approved



Pressure Rating

- 220°F x 250 PSI

Installation Note

For sizes 1-1/4" - 2" you MUST have 2 people.

Detailed instructions can be found online at:
<https://www.jomarvalve.com/products/add-a-valve/aav-lead-free-brass/lf-aav/>

Material Specifications

No.	Part	Materials
1	Body Half - Top	Lead Free Forged Brass
2	Body Half - Bottom	Lead Free Forged Brass
3	Stem Holder (1/2 - 1") (1-1/4 - 2")	Brass Forged Brass
4	Bottom Cap (1/2 - 1") (1-1/4 - 2")	Lead Free Brass Lead Free Forged Brass
5	Stem	Hardened Steel
6	Cutter	SKD11 Steel
7	Plug	Viton®
8	Bolt	304 Stainless Steel
9	Nut	304 Stainless Steel
10	Cutter Screw	304 Stainless Steel
11	Washer	304 Stainless Steel
12	Gasket	Viton®
13	Washer	304 Stainless Steel
14	Washer	304 Stainless Steel
15	O-ring	Viton®
16	O-ring Holder	Lead Free Brass
17	Seat Ring	304 Stainless Steel
18	Thread Tube	Brass
19	Washer	304 Stainless Steel
20	Spring Washer	304 Stainless Steel
21	Insert (2" only)	Brass

Part No.	Size	Dimensions				
		A	B	C	D (Open)	D (Closed)
800-103ADDG	1/2"	2.99	5.08	1.61	6.69	5.12
800-104ADDG	3/4"	3.31	6.30	2.48	8.78	6.77
800-105ADDG	1"	3.66	7.48	2.80	10.28	7.68
800-106ADDG	1-1/4"	4.25	9.77	2.80	12.72	9.77
800-107ADDG	1-1/2"	4.65	10.43	3.58	13.86	10.43
800-108ADDG	2"	7.20	12.17	3.98	16.61	12.17

Also available in regular brass