


Plumbing · Heating · Gas · Industrial · Actuation · Hydraulics



# Raise Your Standards

-  and NACE Certified
- 29 in-HG Vacuum Rating
- 100% Leak Tested
- 100% Lead Free
- Solid Ball Construction
- Hostaflo<sup>®</sup> Seats and Seals
- Adjustable Stem Packing
- Blow Out Proof Stem
- Multiple Connection Combinations
- 1/8" - 12" Sizes



[www.jomarvalve.com](http://www.jomarvalve.com)

# Stainless Steel Ball Valve

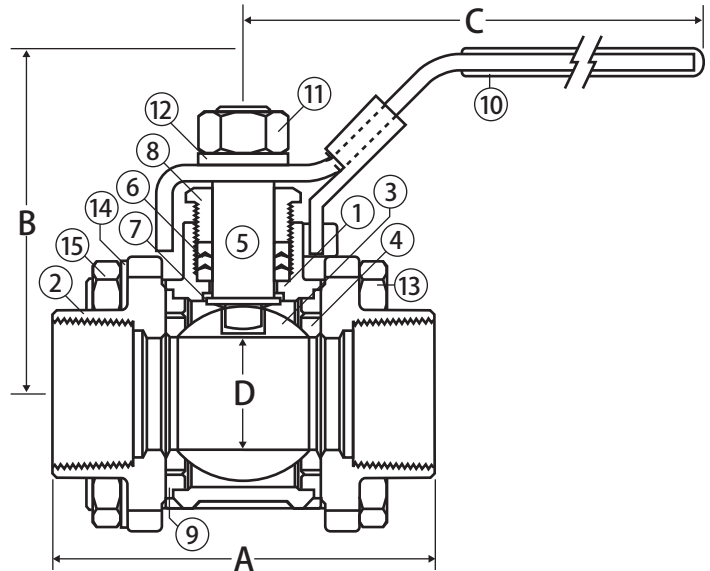


**3 Piece 4 Bolt • Swing Out Body • Full Port • Threaded Connection • 1000 WOG**



**T-SS-1000N-4B**

CRN# OC15459.5



## Features

- Latch lock may be locked in open or closed positions
- 29 in-Hg vacuum rating
- 100% leak tested
- Wetted surfaces contain less than .25% lead content
- Repair kits available

## Approvals

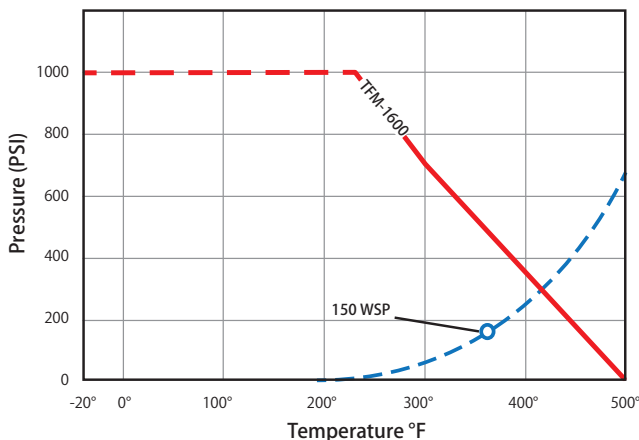
- UL Listed (1/4" - 2")
  - MHKZ - Manual valves
  - YQNZ - Compressed gas shut-off valves
  - YRBX - Flammable liquid shut-off valves
  - YRPV - Gas shut-off valves
  - YSDT - LP gas shut-off valves (1/4" - 3")
  - YQAR - Anhydrous ammonia shut-off valves (1/4" - 3")
- MSS SP-110
- NACE Certified
- ANSI B1.20.1
- ANSI B16.11
- Conforms to API 598

## Material Specifications

No.	Part	Materials
1	Body	CF8M Stainless Steel
2	End Cap (2)	CF8M Stainless Steel
3	Ball	CF8M Stainless Steel
4	Seat (2)*	Hostafion® TFM 1600
5	Stem	316 Stainless Steel
6	Packing (2)*	RPTFE
7	Stem Seal*	Hostafion® TFM 1600
8	Packing Gland	316 Stainless Steel
9	Body Seal (2)*	Hostafion® TFM 1600
10	Handle	304 Stainless Steel
11	Handle Nut	304 Stainless Steel
12	Lock Washer	304 Stainless Steel
13	Body Bolt (4)	304 Stainless Steel
14	Body Lock Washer (4)	304 Stainless Steel
15	Body Nut (4)	304 Stainless Steel

\*Included in repair kit

## Valve Seat Rating 1000 WOG - 150 WSP



## Dimensions

Part No.	Size	A	B	C	D	Torque
500-301	1/4"	2.37	2.18	4.30	0.37	60
500-302	3/8"	2.37	2.18	4.30	0.37	60
500-303	1/2"	2.76	2.38	4.30	0.56	80
500-304	3/4"	3.03	2.87	5.81	0.81	150
500-305	1"	3.63	2.95	5.81	1.00	250
500-306	1-1/4"	4.14	3.66	7.44	1.25	320
500-307	1-1/2"	4.73	3.94	7.44	1.50	400
500-308	2"	5.43	4.25	7.81	1.97	480
500-310	3"	7.52	5.26	9.75	3.00	600
500-311	4"	8.54	6.57	11.88	3.93	850